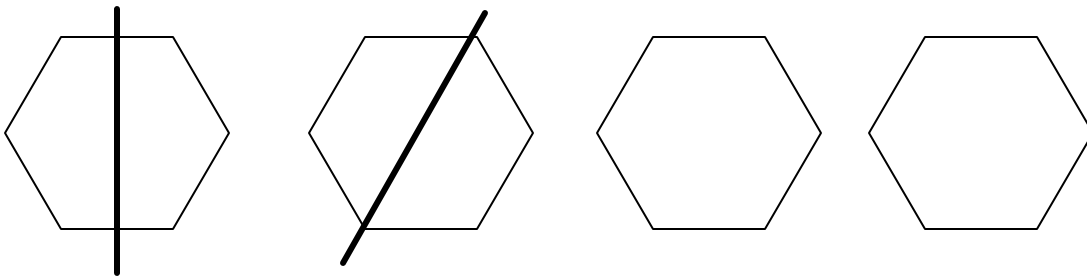


Name: _____ Date: _____

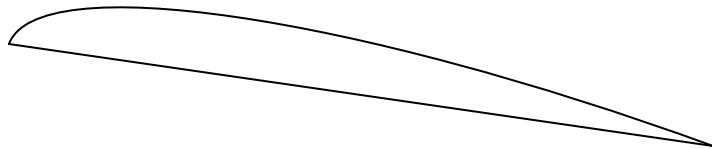

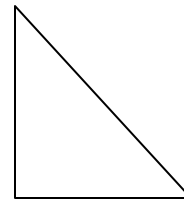
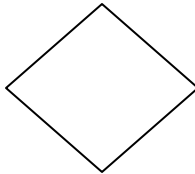
Lines of Symmetry Worksheet

Engineers use many geometric ideas when they work with the center of mass. Symmetry is one of the ideas that can help establish equilibrium.

A **line of symmetry** is any line that can be drawn through a figure to divide it into two equal parts — like a reflection in a mirror. For example, a regular hexagon has six lines of symmetry. Below are two possible lines of symmetry. Draw two more different lines of symmetry on the other two hexagons.



Now, draw a line of symmetry through the shapes below. Some shapes may have more than one line and other shapes may not have any lines. If a shape has more than one, how many can you find?



Do your pets have a line of symmetry?