

# Continuous Line Robots and Art

# Make an acrostic!



D  
O  
N  
U  
T

# Make an acrostic!



**D**electable

go **O**d

**N**om nom

delicio **U**s


**T**asty

# Make an acrostic!




frie D  
d O ugh  
rou N d  
s U gar  
pas T ry

# Make an acrostic!

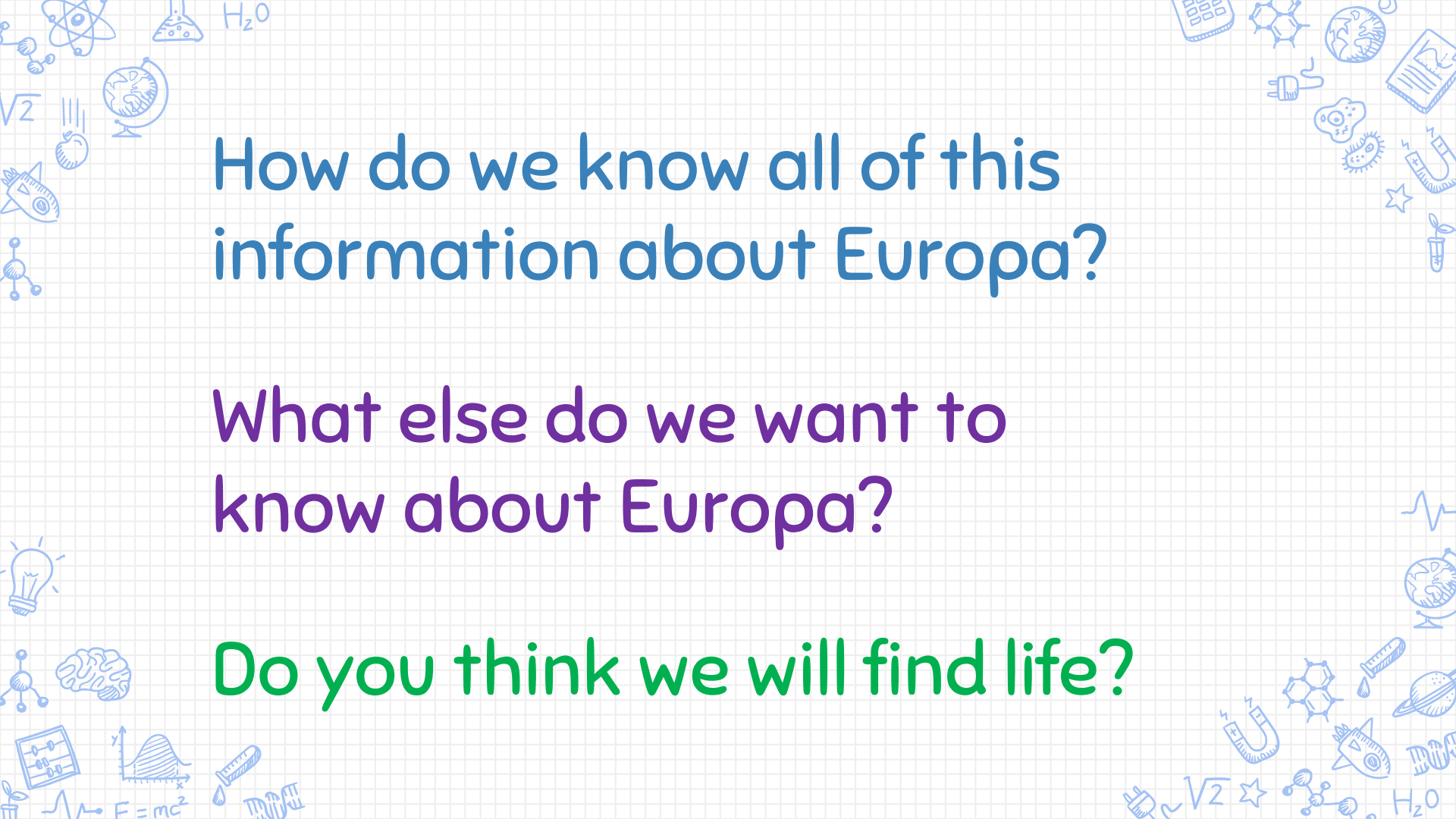


E  
U  
R  
O  
P  
A

# Make an acrostic!



ic E  
j U piter  
c R acks  
O cean  
telesco P e  
NAS A

A decorative border of various science-related icons surrounds the text. On the left, there is a Bohr-style atom, a beaker with a chemical reaction, the formula  $H_2O$ , a globe, a hand holding a pencil, a rocket, and a molecular structure. On the right, there is a calculator, a molecular structure, a globe, a plug, a cell, a book, a star, and a test tube. At the bottom, there is a lightbulb, a brain, a molecular structure, a graph, a test tube, a DNA helix, a rocket, a planet, and the formula  $E=mc^2$ .

How do we know all of this  
information about Europa?

What else do we want to  
know about Europa?

Do you think we will find life?




What did we do during  
the robot activity?


Why did we do the  
robot activity?





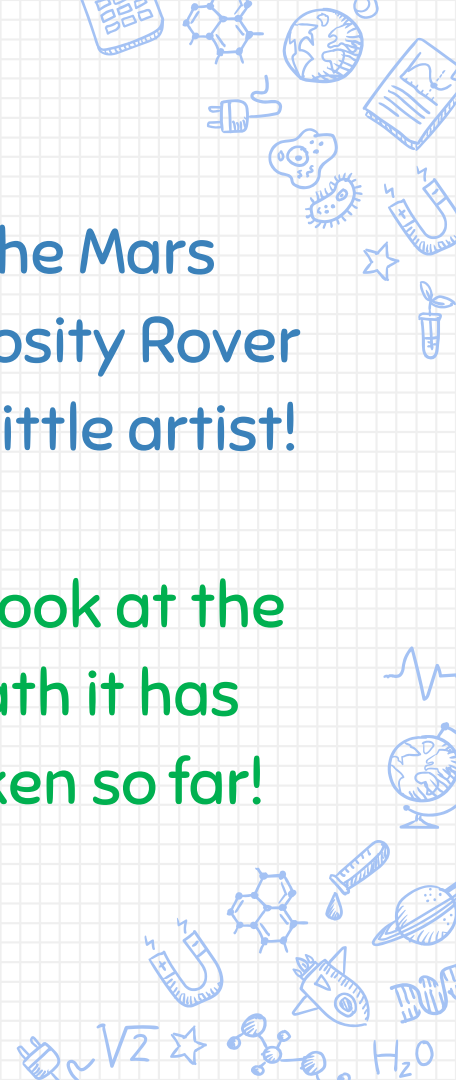
Our little robots are little artists!





The Mars  
Curiosity Rover  
is a little artist!


← Look at the  
path it has  
taken so far!



The technique used is called a **continuous line drawing**.

What does it mean to be **continuous**?


What is a **line**?




In **math**, a line is the connection of two points.

In **art**, a line is a point moving through space.



The robot created a continuous line as it traversed the maze.



# Is this a line?



Is this a line?






# Examples of lines in art



Watch this video:

**KQED Art School's *Elements of Art: Line***  
<http://viewpure.com/BDePyEFT1gQ>





# Pablo Picasso!

One famous collection of art is Picasso's **continuous line drawings**.

**Pablo Picasso** was a famous Spanish artist who lived from 1881-1973.

He was talented in many forms of art, including painting, sculpture and writing.

He created 20,000+ works of art in his life!



Pablo Picasso in 1908

© RMN-Grand Palais (Musée Picasso de Paris)

# Pablo Picasso!

---



The Old Guitarist  
by Pablo Picasso, 1903



# Pablo Picasso!

---



Three Musicians  
by Pablo Picasso, 1921



# Pablo Picasso!

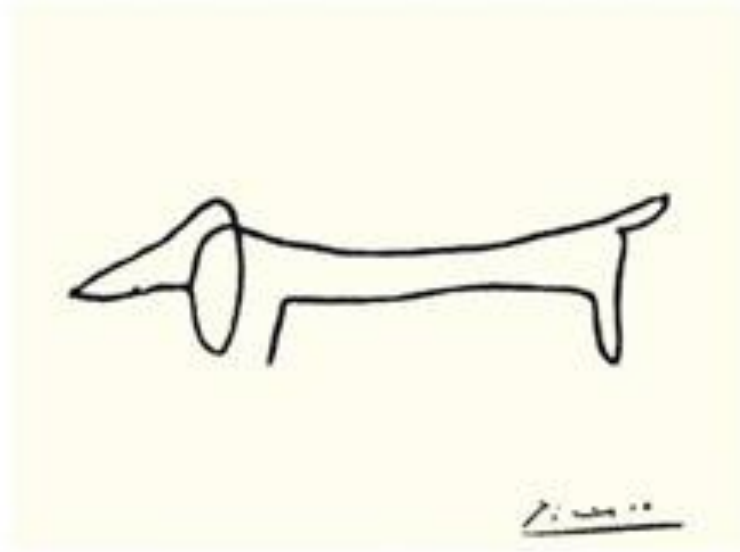

---



The Weeping Woman  
by Pablo Picasso, 1937



# Picasso's Continuous Line Drawings



Pablo Picasso, 1907 public domain

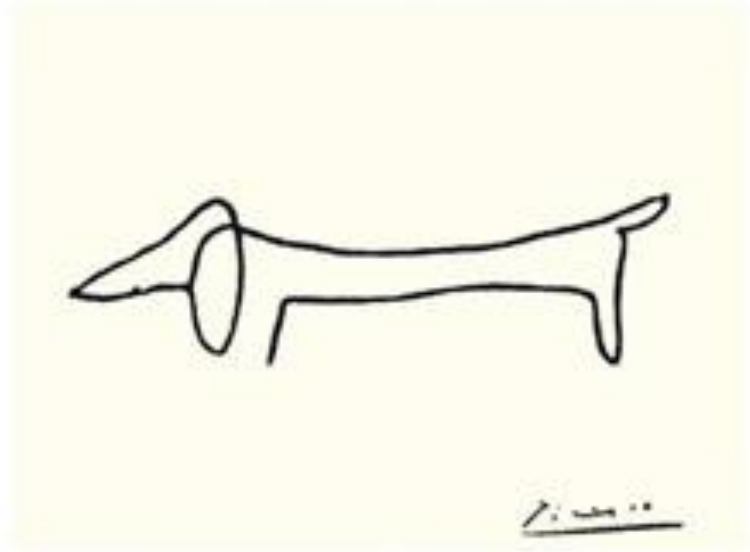







# Try it on your paper!

---

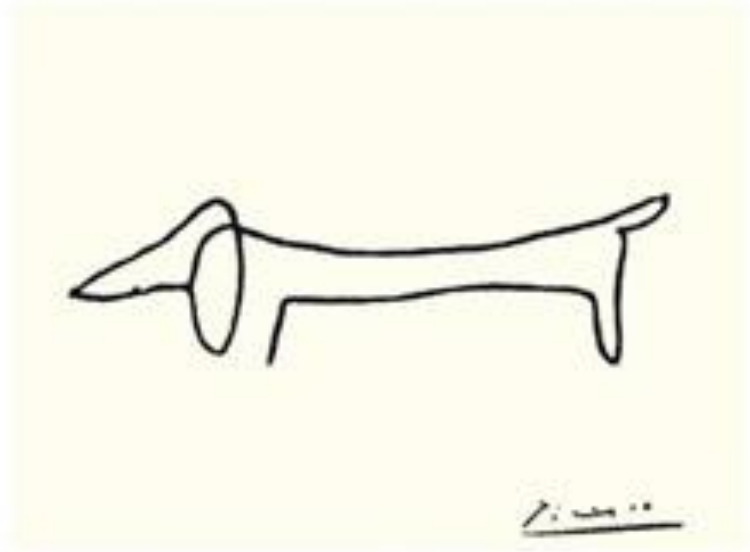



Pablo Picasso, 1907 public domain





# Try it with your opposite hand!



Pablo Picasso, 1907 public domain



# Make an original!

Create your own continuous line drawing on your paper.

When you are happy with it, use the flexible wire to make a sculpture of it.

- Tape one end of the wire to the starting point of your drawing.
- Using your drawing as a guide, trace the drawing by bending the wire along with the direction of the line.

Please do not use the wire as a poking device. Even though the wire is coated in plastic and is not sharp, please use it only for its intended purpose.

Remember, to make it continuous, do not break the line!

