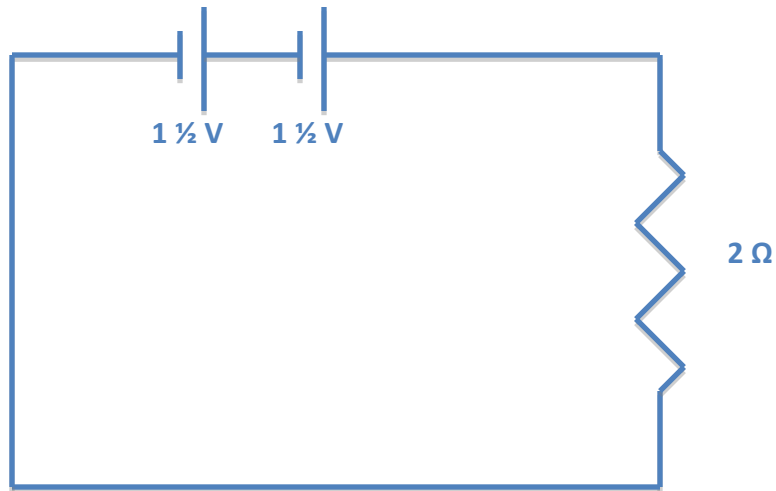




Flashlight Circuit Worksheet

Engineers would draw the flashlight circuit as shown below:



1) What do you think the symbol  represents?
 $1\frac{1}{2}\text{ V}$

2) What do you think the symbol  $2\ \Omega$ represents?

3) How many total volts [V] are in the circuit?