




Graphing the Rainbow Worksheet **Answers**

Draw arrows to match each of the spectra in column A with its corresponding line plot in column B.

A



B

